

VIERNES
23/01 10:00 - 12:00

MIÉRCOLES
18/02 10:00 - 12:00

MIÉRCOLES
18/03 10:00 - 12:00

MIÉRCOLES
15/04 10:00 - 12:00

MIÉRCOLES
20/05 10:00 - 12:00

MIÉRCOLES
03/06 10:00 - 12:00

MIÉRCOLES
22/07 10:00 - 12:00



VIERNES
16/09 10:00 - 12:00

MIÉRCOLES
30/09 10:00 - 12:00

MIÉRCOLES
14/10 10:00 - 12:00

MIÉRCOLES
28/10 10:00 - 12:00

MIÉRCOLES
18/11 10:00 - 12:00

MIÉRCOLES
02/12 10:00 - 12:00

MIÉRCOLES
17/12 10:00 - 12:00

 toefl®



Universidad
LOYOLA



ets.org/toefl



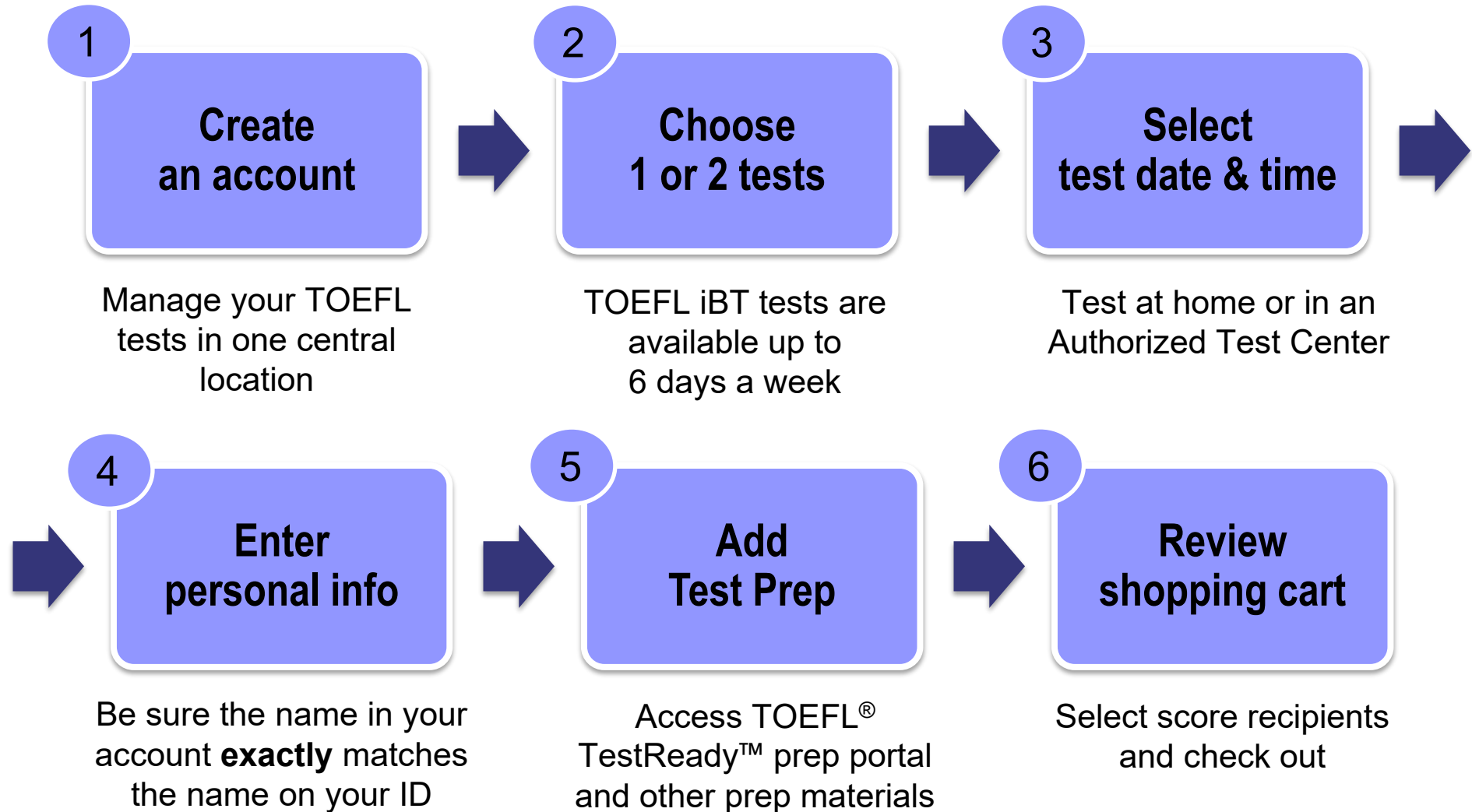
TOEFL iBT® Registration Guide



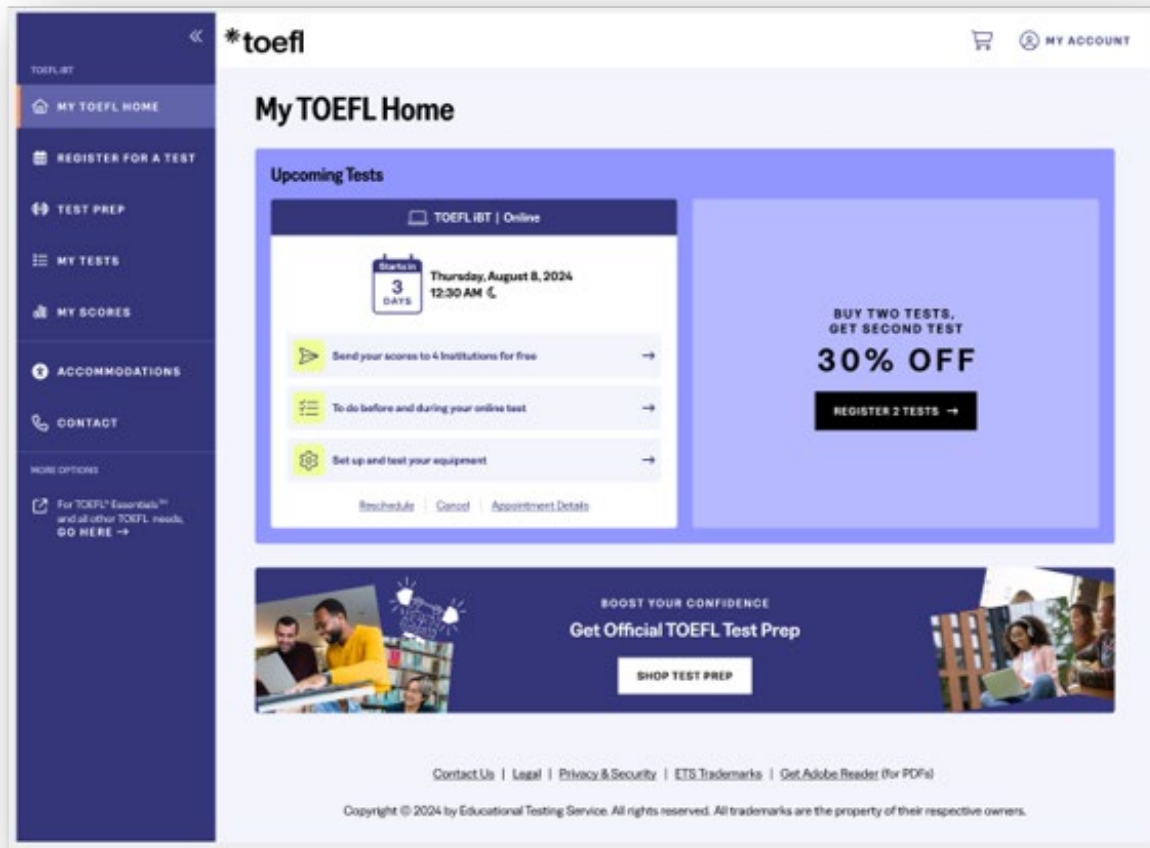
Contents

3 - 4	How to Register in 6 Steps
5 - 7	User Account Creation Steps
8 - 13	Registration
14 - 17	Using Agent & Promo Codes
18 - 21	Payment & Sending your Scores
22	More Information

How to Register in 6 Steps



Registering for TOEFL iBT is now easier than ever!




Streamlined Global Registration Process

- More user-friendly process for test takers worldwide
- Register in under 5 minutes with just 6 streamlined steps
- Less focus on admin, more focus on the test
- Clearer scheduling experience
- Intuitive navigation
- Enhanced usability
- Mobile responsive design


User Account Creation Steps

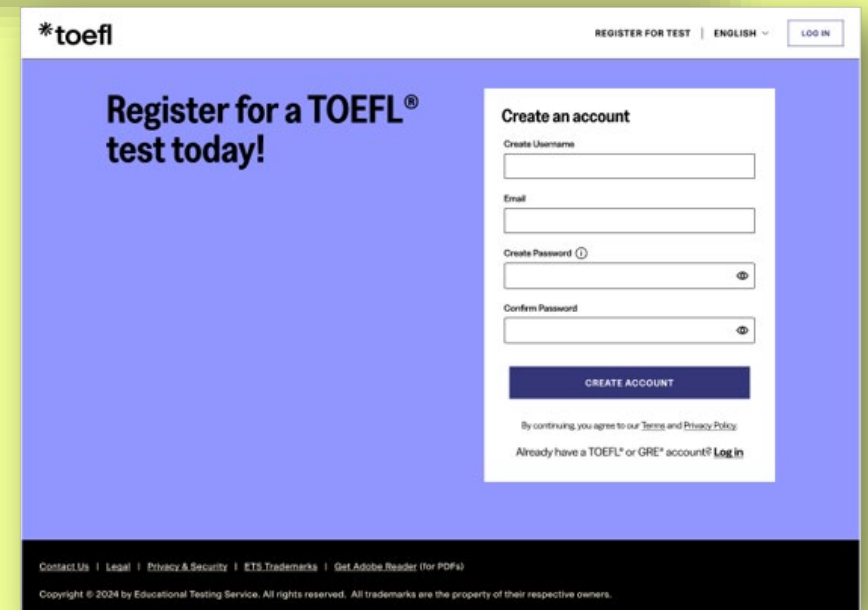
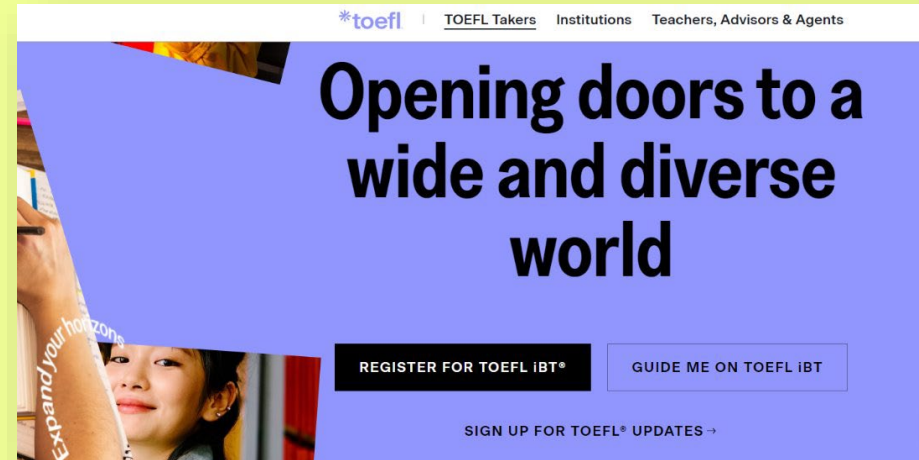


1/ Create an Account

 Go to ets.org/toefl

 Click the «Register | Login» button.

 Click the «Log In» if you already have an account. If not, «Create Account».



User Account Creation Steps

IMPORTANT NOTES

When entering the information, consider the identity document which test taker will present on the day of test.

👉 Enter first and last name (if more than one but less than three) as it appears on the identity document, which test taker will submit on the exam day. Special characters such as è,é,ë,à,ö,ç,ş are not accepted. For this reason, we ask you to use only English characters.

👉 Enter first name in the «first/given name» box (please do not enter it in the middle box).

👉 **Name, Date of Birth, and Gender cannot be changed once the account is created.** Make sure the information you entered exactly matches the identification document(s) test taker will bring to the test center.

👉 It is recommended to use a strong WIFI or wired connection when you want to register for the test.

*toefl




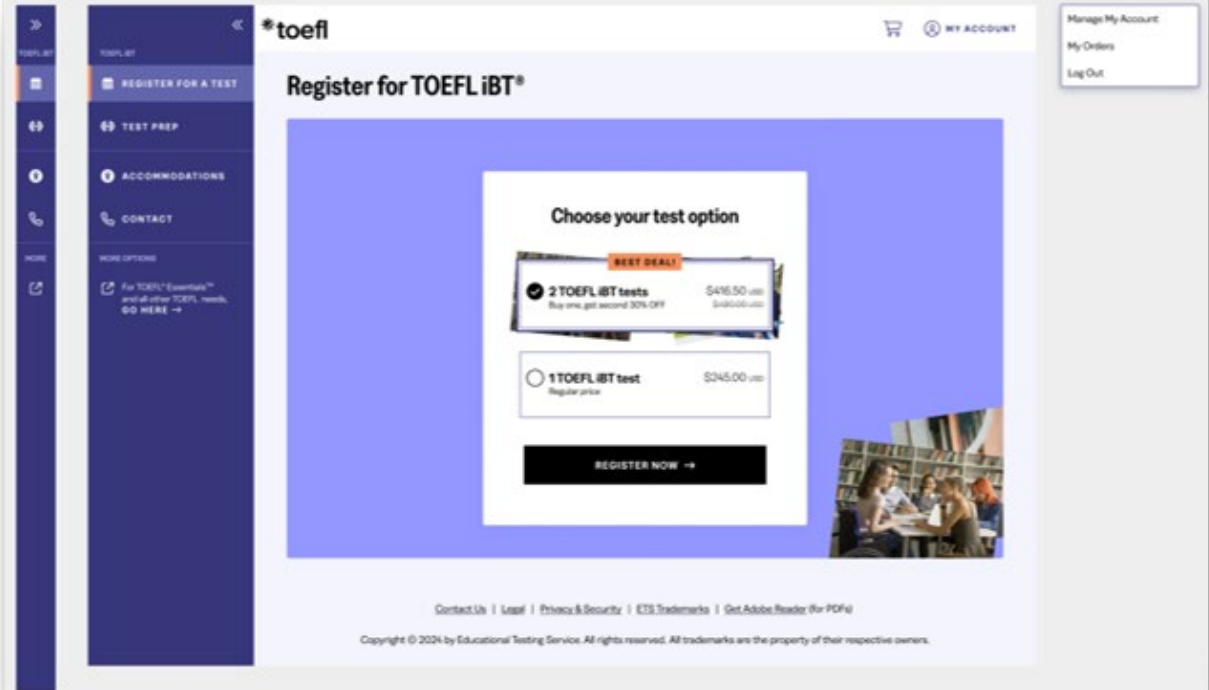
Registration



2/ Choose 1 or 2 tests


 Click «Register for a test» on the left menu.


 Choose your test option and click «Register now».




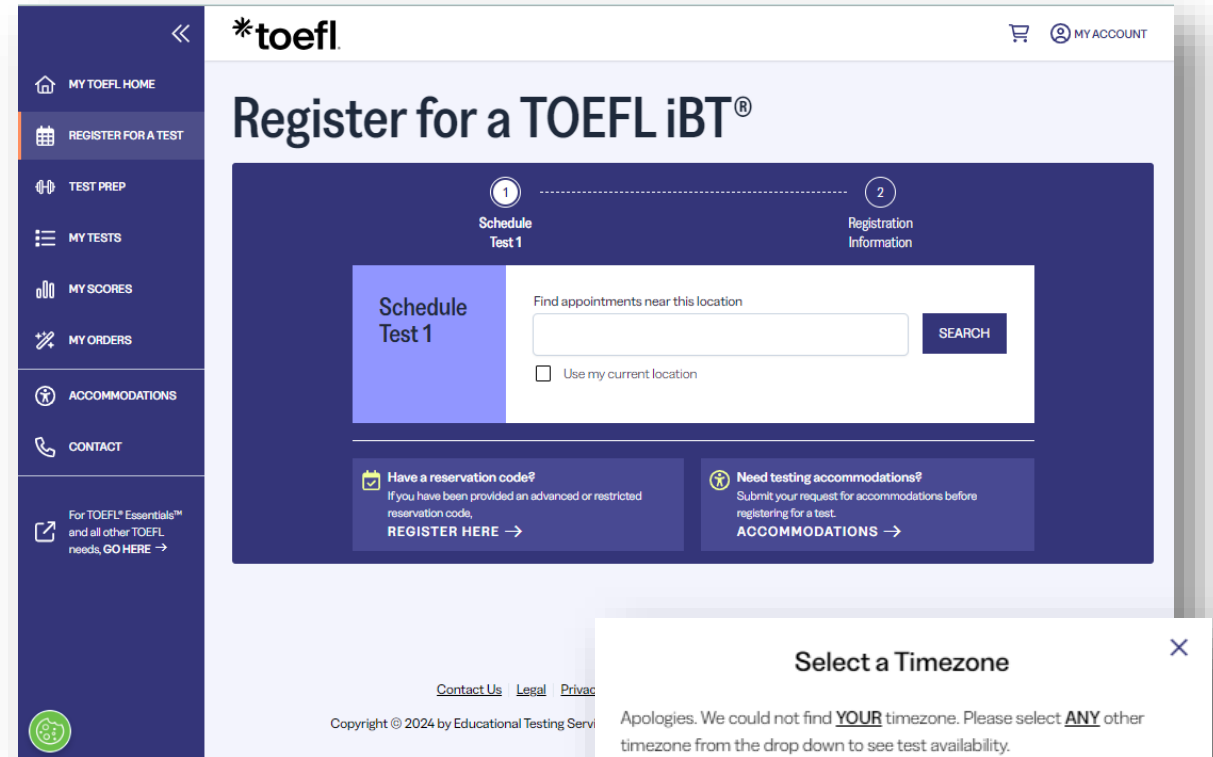
The screenshot shows the TOEFL registration interface. On the left is a dark blue navigation menu with the following items: TOEFL, REGISTER FOR A TEST (highlighted), TEST PREP, ACCOMMODATIONS, CONTACT, and MORE OPTIONS. The main content area is titled "Register for TOEFL iBT®" and features a "Choose your test option" section. This section displays two options: "2 TOEFL iBT tests" for \$416.50 (marked as a "BEST DEAL" with a 30% off discount) and "1 TOEFL iBT test" for \$245.00. A "REGISTER NOW" button is located below these options. The footer contains links for Contact Us, Legal, Privacy & Security, ETS Trademarks, and Get Adobe Reader for PDFs, along with a copyright notice for Educational Testing Service.

3/ Select test date(s) and time(s)

 Enter the address or city and the test period you prefer and click the «**Search**» button.


 Select a Timezone and click the «**Search**» button.

 **IMPORTANT:** If the test taker needs special accommodation, please click the «Request Accommodation» button.




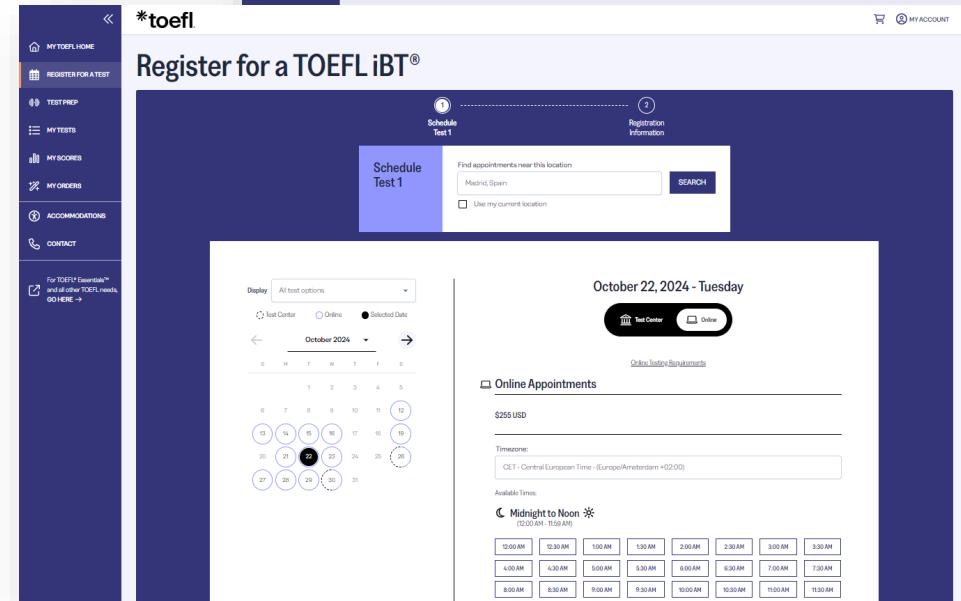
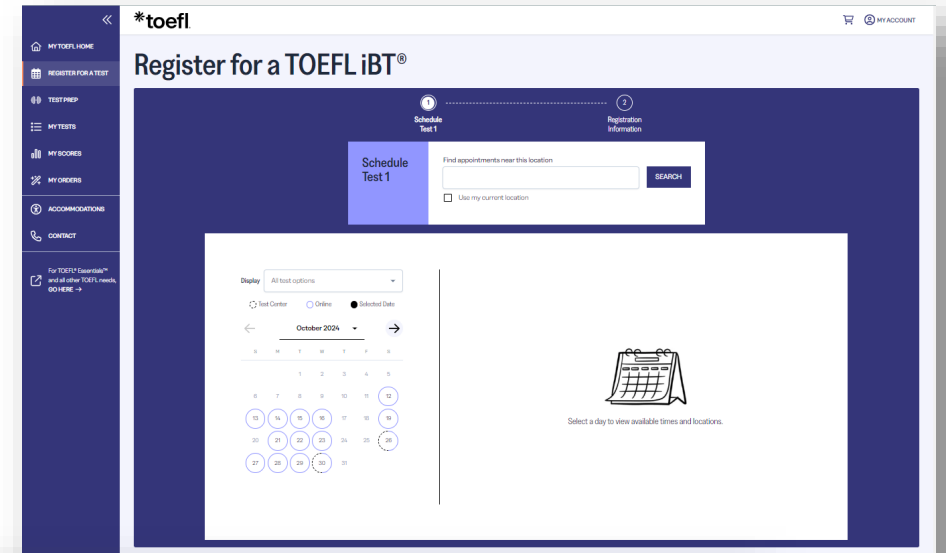
The screenshot displays the TOEFL iBT registration interface. The main page is titled "Register for a TOEFL iBT®" and features a navigation menu on the left with options like "MY TOEFL HOME", "REGISTER FOR A TEST", "TEST PREP", "MY TESTS", "MY SCORES", "MY ORDERS", "ACCOMMODATIONS", and "CONTACT". The main content area is divided into two steps: "1 Schedule Test 1" and "2 Registration Information". Under "Schedule Test 1", there is a search box labeled "Find appointments near this location" with a "SEARCH" button and a checkbox for "Use my current location". Below this, there are two buttons: "Have a reservation code? REGISTER HERE →" and "Need testing accommodations? ACCOMMODATIONS →". A modal window titled "Select a Timezone" is overlaid on the bottom right, displaying an error message: "Apologies. We could not find YOUR timezone. Please select ANY other timezone from the drop down to see test availability." It also includes a note about timezone differences and a "SEARCH" button.

3/ Select test date and time


 Select the date of test on the calendar. On the right, you will see the available test centers on the date chosen and available times.


 Click on the test time to register.

 **IMPORTANT:** Regular online registration closes 7 days before the test date. Late online registration closes 2 days before the test date. If you register after the regular 7-day deadline, you'll pay a late fee of 40 USD.

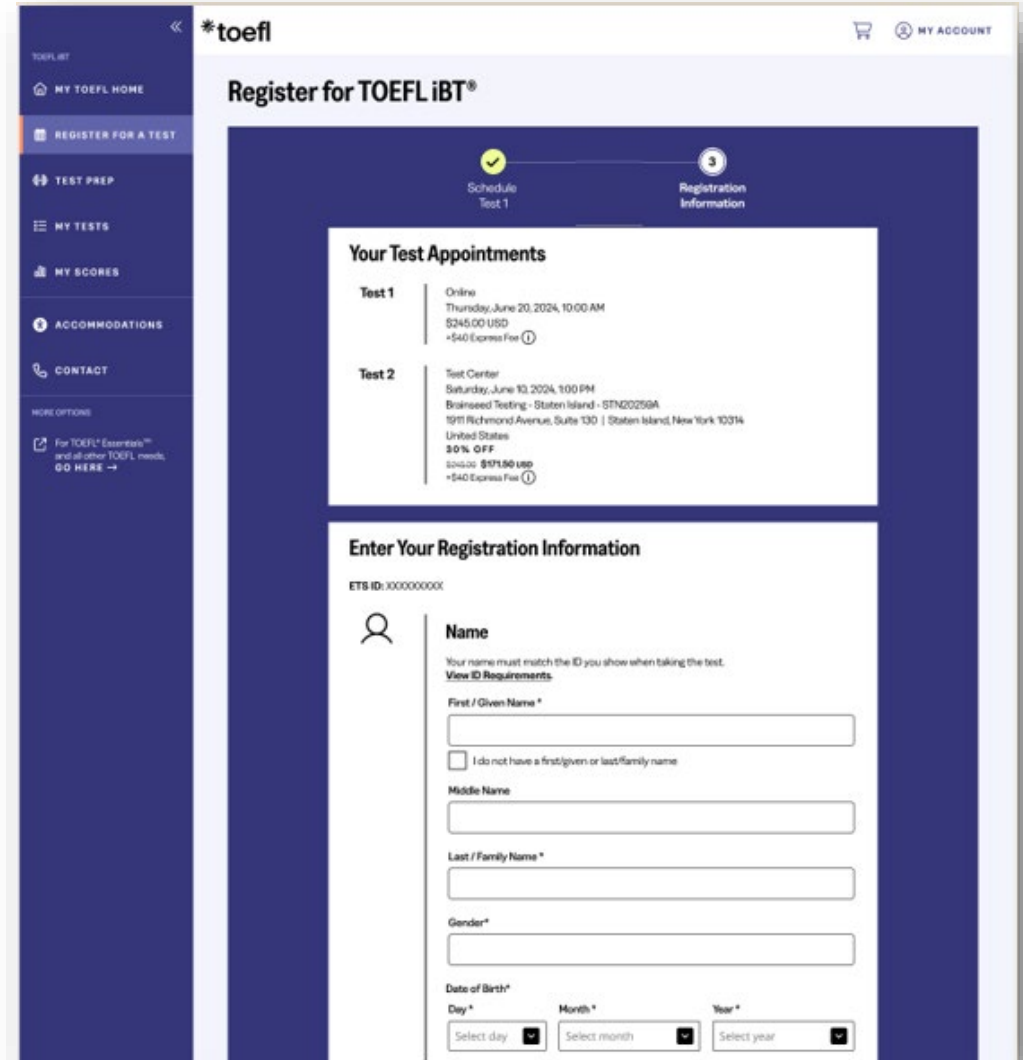


4/ Enter personal information

 Enter the ID information. The selected ID must be brought with the test taker on the day of the test.

 **IMPORTANT:** ID requirements depend on the country of the test center and citizenship. The most widely accepted form of IDs are passports and National IDs. If you are unsure about this, please click «ID Requirements».

 Review your profile information and click the «Continue» button.



The screenshot shows the 'Register for TOEFL iBT®' page on the TOEFL website. The page is divided into two main sections: 'Your Test Appointments' and 'Enter Your Registration Information'. The 'Your Test Appointments' section lists two tests: 'Test 1' (Online, Thursday, June 20, 2024, 10:00 AM, \$245.00 USD, +\$40 Express Fee) and 'Test 2' (Test Center, Saturday, June 13, 2024, 1:00 PM, Brainseed Testing - Staten Island - STN20259A, 1911 Richmond Avenue, Suite 130 | Staten Island, New York 10314, United States, 30% OFF, \$245.00 \$171.50 USD, +\$40 Express Fee). The 'Enter Your Registration Information' section includes a field for 'ETS ID:XXXXXXXX' and a 'Name' section with a note: 'Your name must match the ID you show when taking the test. View ID Requirements.' The name section has three text input fields for 'First / Given Name', 'Middle Name', and 'Last / Family Name', and a checkbox for 'I do not have a first/given or last/family name'. Below the name fields are fields for 'Gender' and 'Date of Birth' (Day, Month, Year), each with a dropdown menu.



Using Agent & Promo Codes


Using Agent Code




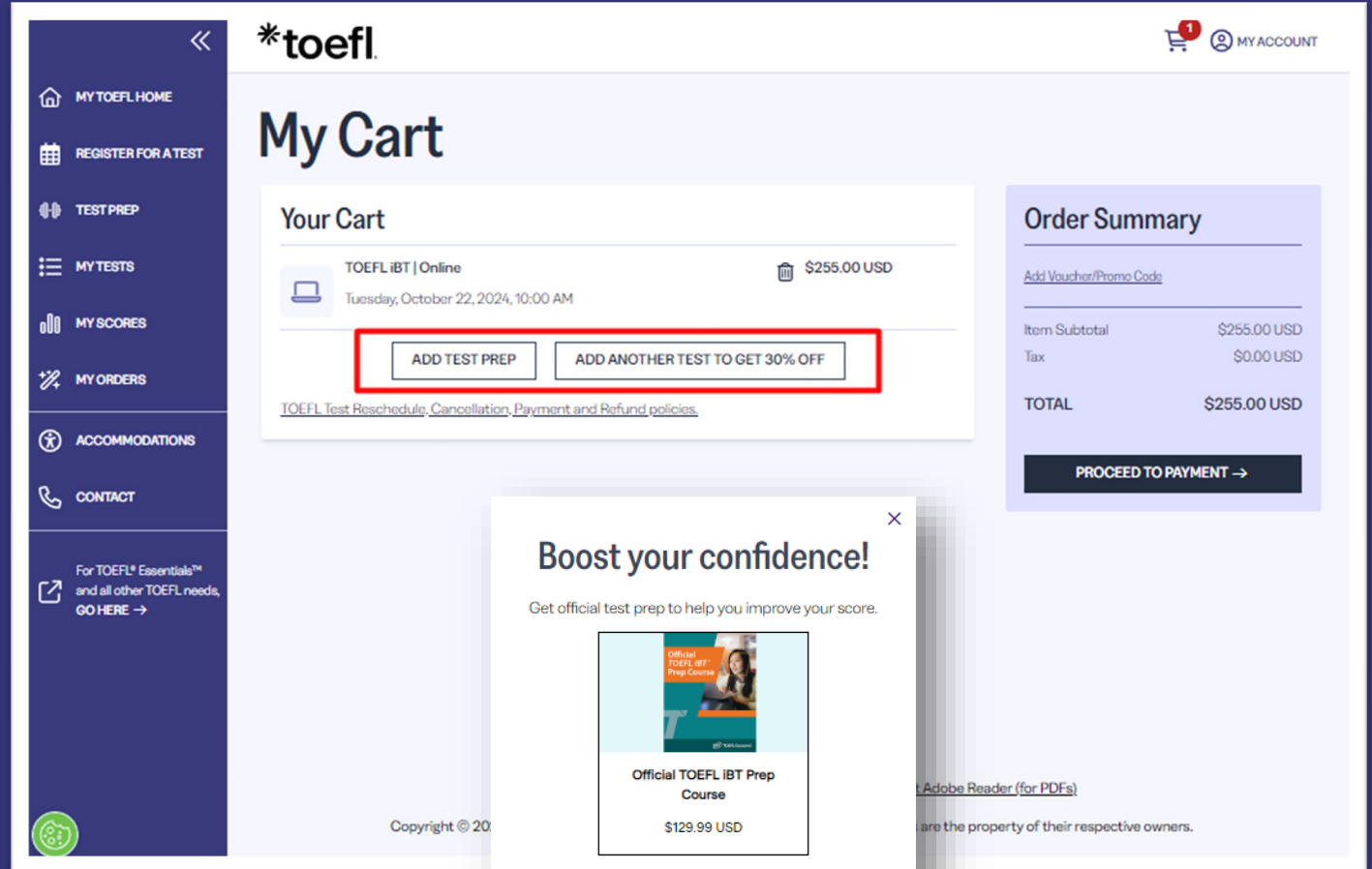
Enter the **agent code** provided to you exclusively.

A screenshot of the TOEFL iBT registration page. The page has a dark blue sidebar on the left with navigation links: MYTOEFL HOME, REGISTER FOR A TEST, TEST PREP, MY TESTS, MY SCORES, MY ORDERS, ACCOMMODATIONS, CONTACT, and a link for TOEFL Essentials. The main content area is white with the TOEFL logo and 'Register for a TOEFL iBT®' title. Below the title is a progress indicator with two steps: 'Schedule Test 1' (completed) and 'Registration Information' (current). A white box titled 'Your Test Appointments' displays details for 'Test 1': Online, October 22, 2024 - Tuesday, 10:00 AM, \$255.00 USD. Below this, a text prompt asks for an agent code. A red rectangular box highlights the 'Agent Code (Optional)' input field. At the bottom of the white box is a 'CONTINUE TO CART →' button. The footer contains links for Contact Us, Legal, Privacy & Security, ETS Trademarks, and Get Adobe Reader, along with a copyright notice for Educational Testing Service.

5/ Adding Test Prep Materials


 Test takers can buy preparation materials as well or add another test.


 Select your choices and click the «Continue» button.

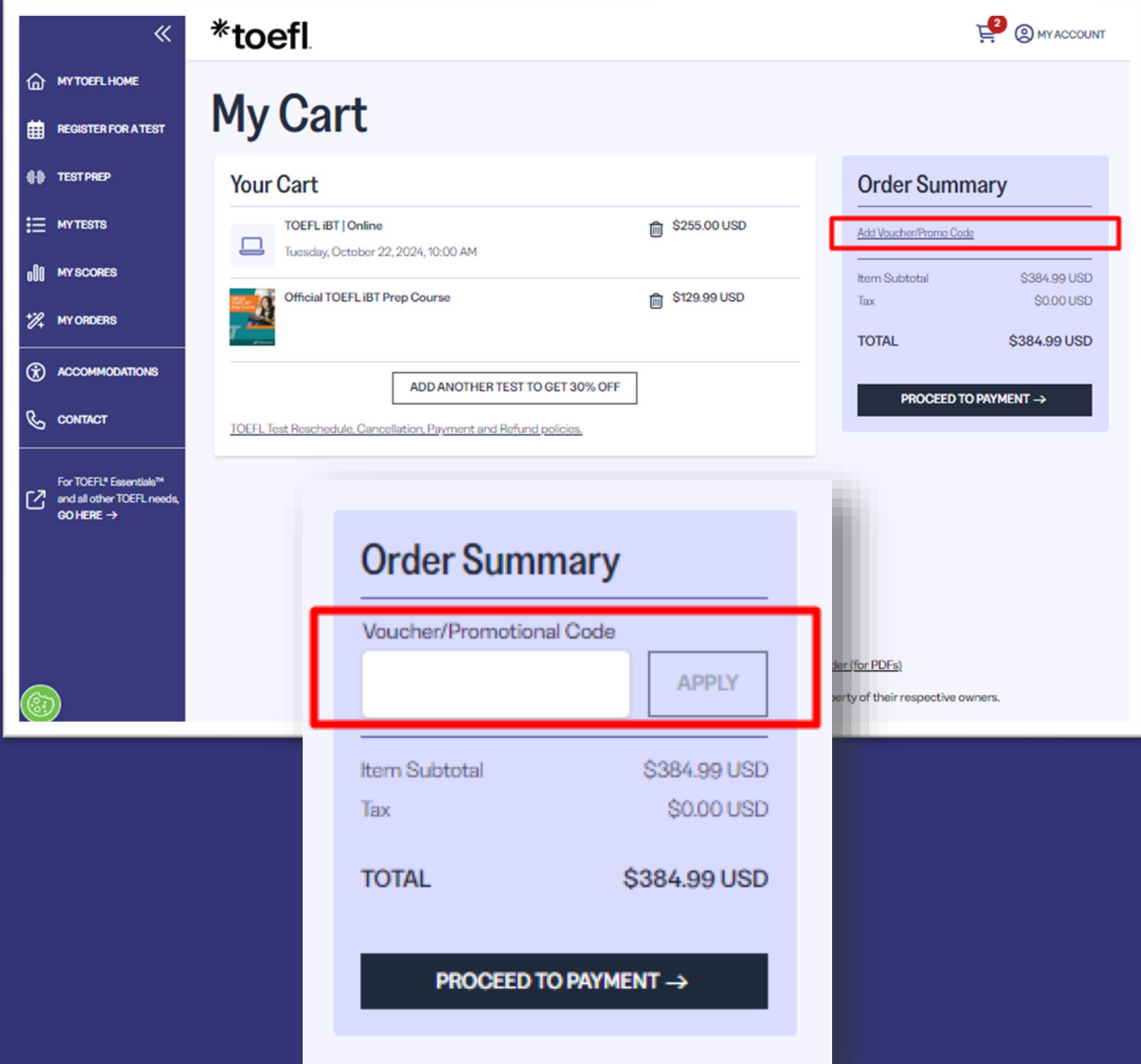


The screenshot shows the TOEFL website's "My Cart" page. The left sidebar contains navigation links: MY TOEFL HOME, REGISTER FOR A TEST, TEST PREP, MY TESTS, MY SCORES, MY ORDERS, ACCOMMODATIONS, and CONTACT. The main content area displays "Your Cart" with a single item: TOEFL iBT | Online, priced at \$255.00 USD, with a delivery date of Tuesday, October 22, 2024, at 10:00 AM. Two buttons are highlighted with a red box: "ADD TEST PREP" and "ADD ANOTHER TEST TO GET 30% OFF". Below the cart items is a link to "TOEFL Test Reschedule, Cancellation, Payment and Refund policies". To the right, the "Order Summary" shows an item subtotal of \$255.00 USD, tax of \$0.00 USD, and a total of \$255.00 USD. A "PROCEED TO PAYMENT" button is located at the bottom of the summary. A modal window is overlaid on the page, titled "Boost your confidence!" and offering the "Official TOEFL iBT Prep Course" for \$129.99 USD. The modal includes a "YES, ADD TO MY CART" button and a "No thanks, but maybe later" link. The TOEFL logo is visible in the top left and bottom left corners of the page.

Using Promo Code

 If you also have a special discount code for test takers, you should also enter the **promotion/voucher code** here.

 **IMPORTANT:** These codes are different than the agent codes. Please be careful when you are applying the codes.




The screenshot shows the TOEFL website's 'My Cart' page. The page is divided into several sections:


- Header:** *toefl logo, MYACCOUNT, and a shopping cart icon with a '2' notification.
- Navigation Menu (Left):** MY TOEFL HOME, REGISTER FOR A TEST, TEST PREP, MY TESTS, MY SCORES, MY ORDERS, ACCOMMODATIONS, CONTACT, and a link for TOEFL Essentials™.
- My Cart Section:** Titled 'My Cart', it lists items in the cart:
 - TOEFL iBT | Online: Tuesday, October 22, 2024, 10:00 AM, priced at \$255.00 USD.
 - Official TOEFL iBT Prep Course: priced at \$129.99 USD.A button below the items says 'ADD ANOTHER TEST TO GET 30% OFF'. A link for 'TOEFL Test Reschedule, Cancellation, Payment and Refund policies' is also present.
- Order Summary (Right):** A box containing:
 - A link: 'Add Voucher/Promo Code' (highlighted with a red box).
 - Item Subtotal: \$384.99 USD
 - Tax: \$0.00 USD
 - TOTAL: \$384.99 USD**
 - A button: 'PROCEED TO PAYMENT →'
- Order Summary (Bottom):** A larger box containing:
 - A field for 'Voucher/Promotional Code' (highlighted with a red box) and an 'APPLY' button.
 - Item Subtotal: \$384.99 USD
 - Tax: \$0.00 USD
 - TOTAL: \$384.99 USD**
 - A button: 'PROCEED TO PAYMENT →'

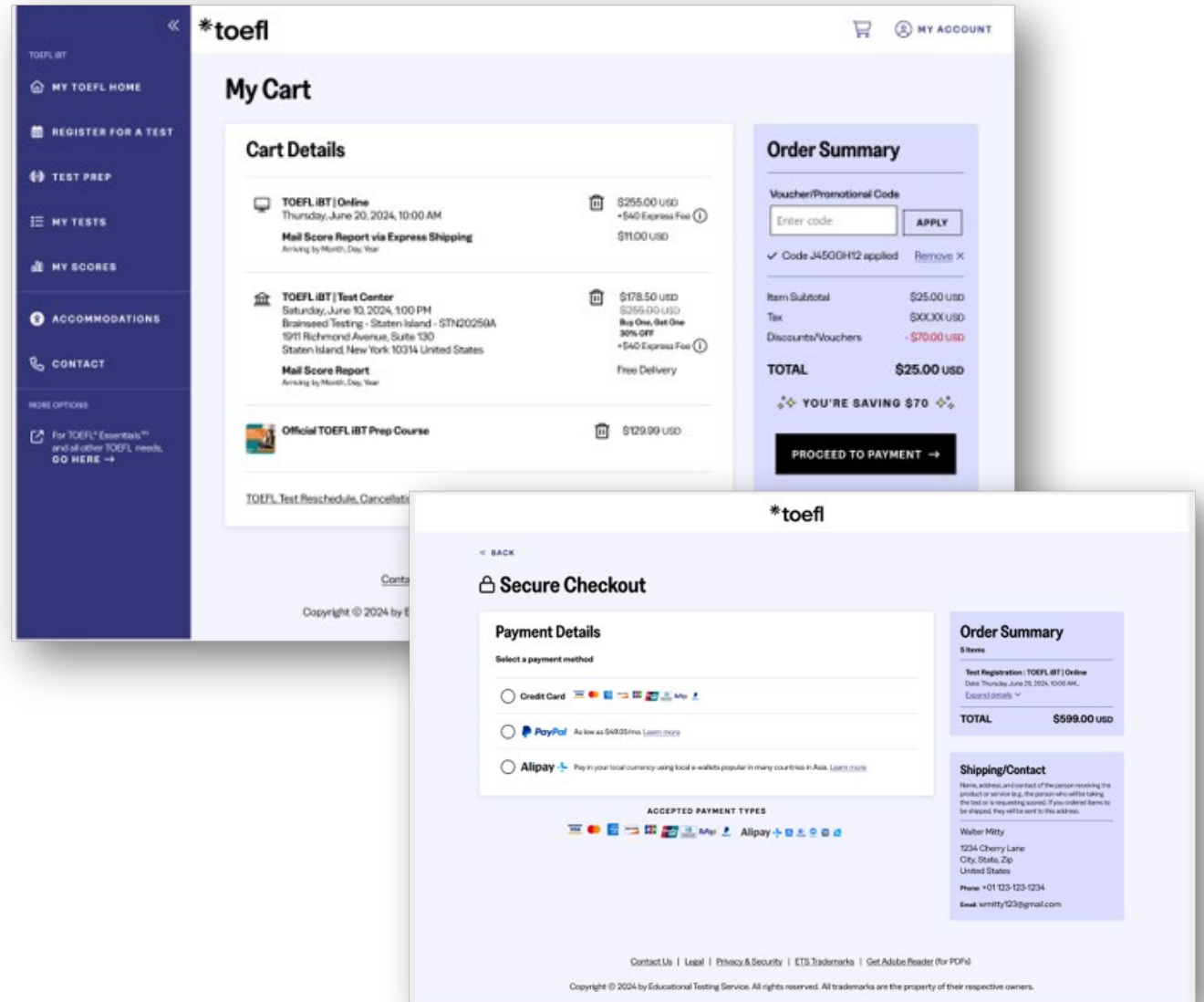
Payment & Sending your scores



6/ Review shopping cart and payment

 You will be asked to provide credit card information. The registration will be completed after making the payment. We only accept payments via **credit cards**.

 You will receive an **email** about test registration. Please check your inbox to make sure you have received the email.



The image displays two screenshots of the TOEFL website's shopping cart and checkout process. The top screenshot shows the 'My Cart' page with a sidebar navigation menu on the left. The cart contains three items: 'TOEFL|BT Online' (Thursday, June 20, 2024, 10:00 AM) for \$255.00 USD plus a \$40 Express Fee, totaling \$295.00 USD; 'TOEFL|BT Test Center' (Saturday, June 13, 2024, 1:00 PM) for \$178.50 USD plus a \$40 Express Fee, totaling \$218.50 USD; and an 'Official TOEFL|BT Prep Course' for \$129.99 USD. The 'Order Summary' on the right shows a total of \$25.00 USD after applying a promotional code J45GGH12. The bottom screenshot shows the 'Secure Checkout' page with 'Payment Details' and 'Order Summary'. The payment method is 'Credit Card'. The order summary shows a total of \$599.00 USD. The shipping/contact information is for Walter Mitty at 1234 Cherry Lane, City, State, Zip, United States, with phone +01 123 123 1234 and email walter.mitty23@gmail.com.

Sending your scores



After placing the order, test takers can add **score recipients** and select test taker score report preference. Then, click the «Continue» button.



You can set up to 4 score recipients for free before the test. It is still possible to add score recipients after test for a fee.

**We wish test takers
success with their test!**

The screenshot shows the TOEFL website interface. On the left is a dark blue navigation sidebar with the following menu items: MY TOEFL HOME, REGISTER FOR A TEST, TEST PREP, MY TESTS, MY SCORES, ACCOMMODATIONS, CONTACT, and a link for TOEFL Essentials. The main content area has a white background with a dark blue header containing the TOEFL logo and a 'MY ACCOUNT' link. The main message reads 'Thank you for your order!' with the order number 'Your order # is: XXXXXXXXXX' and a 'GO TO MY TOEFL HOME' button. Below this is a section titled 'Now, get ready for test day' containing two promotional cards. The first card, 'Send your scores', features a paper airplane icon and offers a free offer to send scores to up to four recipients by 10:00 PM the day before the test. It lists the test center as 'TOEFL iBT | Test Center' on 'Monday, October 14, 2024, 12:30 PM' at 'Where: Brainwood Testing, Staten Island, NY'. A button below the card says 'Send your scores to 4 institutions for free'. The second card, 'Official TOEFL iBT® Prep Course', features a book icon and says 'Find your course on TOEFL® TestReady'. A button below it says 'Go to TOEFL TestReady'. At the bottom of the page, there are links for 'Contact Us', 'Legal', 'Privacy & Security', 'ETS trademarks', and 'Get Adobe Reader (for PDFs)', followed by a copyright notice: 'Copyright © 2024 by Educational Testing Service. All rights reserved. All trademarks are the property of their respective owners.'

Sending your scores

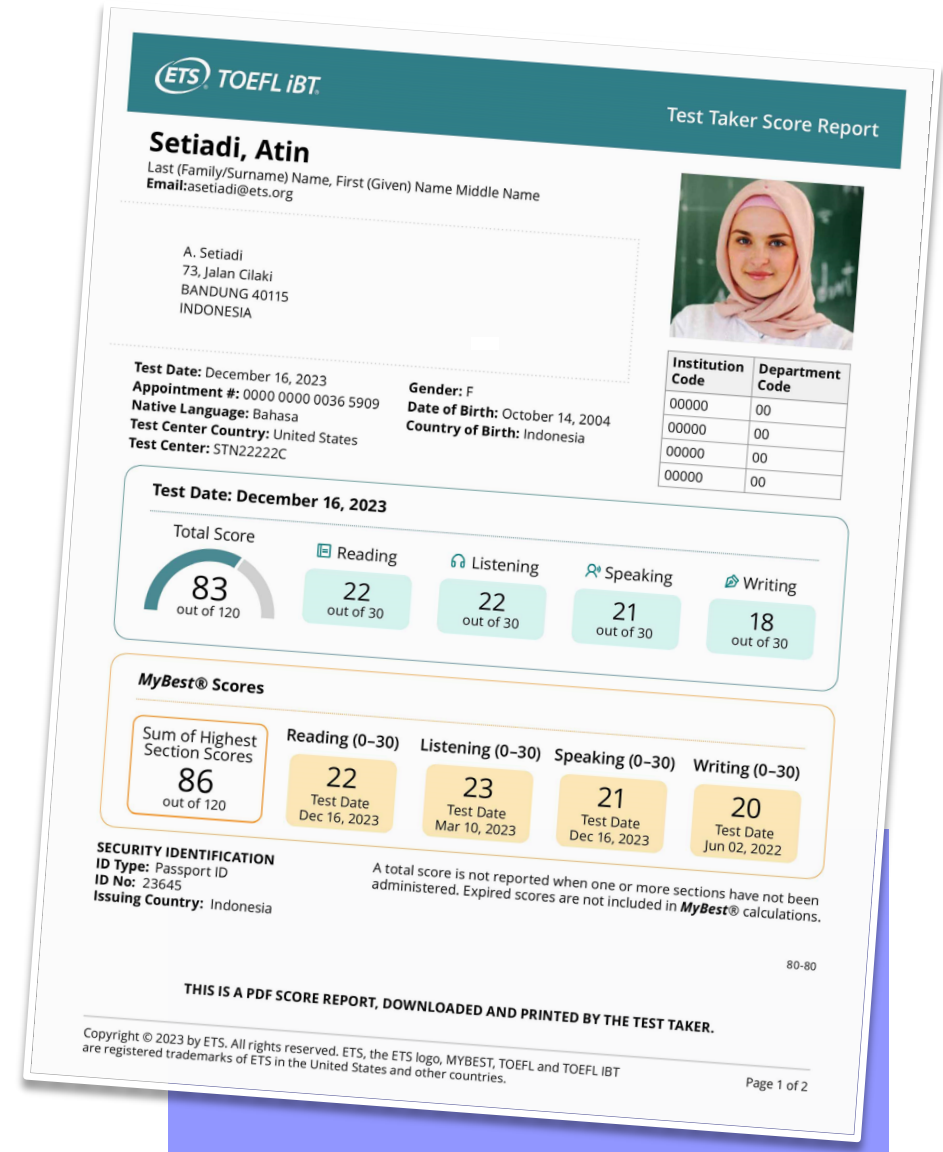
4-8
days

Scores are posted to your ETS account **4–8 days** after your test.

4
institutions

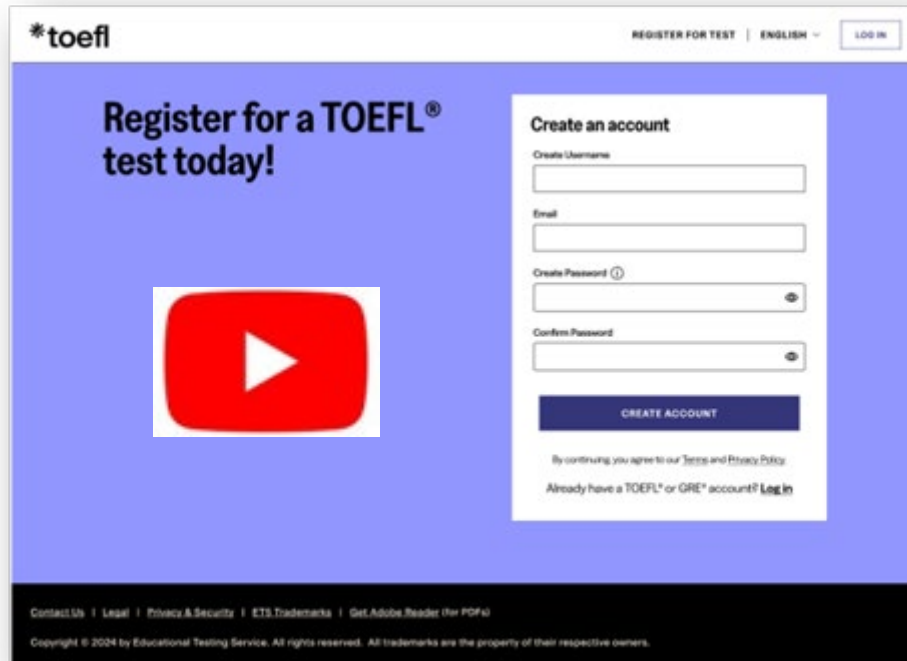
Send official scores directly to up to **4 institutions** for free!

Official TOEFL score reports are sent from ETS directly to the institutions you select.



More information

For more information, visit the YouTube video
How to Register for a TOEFL iBT Test



TOEFL TV Channel
on YouTube®
youtube.com/toefltv



Thank you!

